


Consider your options

At Colonial Life, our goal is to give you an excellent customer experience that is simple, modern and personal. For your convenience, you can choose how you interact with us. For the quickest service, we recommend using our website, which lets you do the following:


- Review, print or download a copy of your policy/certificate by clicking on the **My Correspondence tab**.
- Update contact information or add family member profile information for use when filing online claims.
- Access service forms to make changes to your policy, such as a beneficiary change.
- Submit your claim using our eClaims system.
- Check the status of your claim and view claims correspondence.
- Access claim forms.



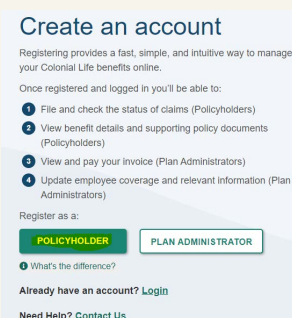
www.ColonialLife.com
Contact: 800-325-4368

Getting started

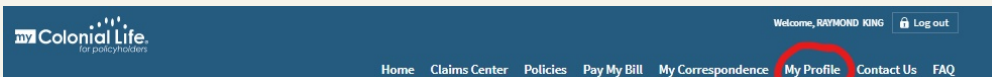
1. Go to our website at www.coloniallife.com and register.



2. You will register as a Policyholder. Enter the requested information to create your account.



3. Once you have an account, click on "My Profile" on the top blue ribbon.



4. Select "Direct Deposit" in the tan box on the left. Enter in your bank information to have claims directly deposited.



eClaims are quick and easy

With the eClaims feature on ColonialLife.com, you can file most claims online by simply answering a few questions and uploading your supporting documentation.

- From ColonialLife.com, file claims from any device. It's fast, easy and available 24/7, or call 800-325-4368.
- Select direct deposit to receive your benefit payment faster.
- Easily submit additional documents.